



用户手册

nidiplus

WAVE

快速入门指南

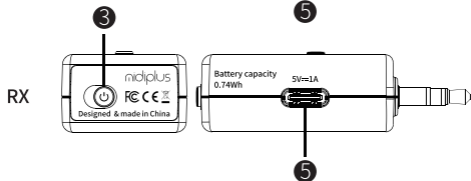
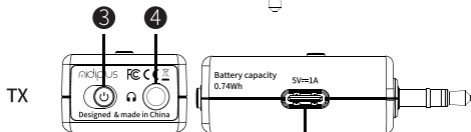
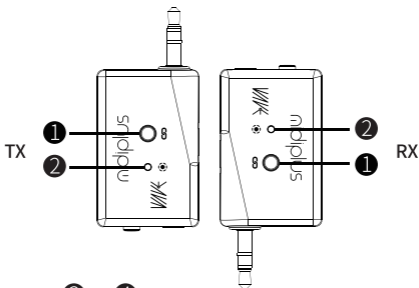
简介

感谢您选择 midplus WAVE。这是一款小巧的 2.4 GHz 频谱无线音频系统，为电子乐器演奏者提供低延迟的无线立体声传输解决方案，WAVE 发射端带有 3.5mm 耳机接口可连接耳机实时监听。在开始使用之前请阅读此手册，以帮助您快速了解 WAVE 的基本功能。

产品特性

- 2.4 GHz无线立体声传输
- 16bit/48kHz高质量音质
- 20 - 20000Hz 宽频段响应
- 低至9毫秒传输延迟
- 7.5小时使用时间
- TX(发射)端带耳机监听接口
- 小巧便携设计

硬件功能



1. 配对键
2. 状态指示灯
3. 电源开关
4. 耳机接口
5. 充电接口

指示灯状态

- 1、蓝灯常亮：已配对且已连接状态
- 2、蓝灯慢速闪烁：连接已断开
- 3、蓝灯快速闪烁：配对状态
- 4、红灯常亮：充电状态（注：充电状态下将自动待机无法使用）
- 5、红灯闪烁：当前设备电量低于 10%
- 6、灯熄灭：关机或已充满电

配对方法

TX（发射端）和 RX（接收端）在出厂时已完成配对，如遇到需要重新配对的情况可按以下步骤进行配对。

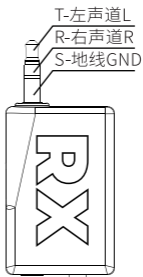
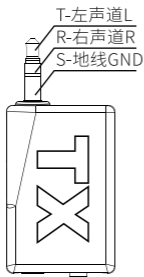
- 1、打开 TX（发射端）和 RX（接收端）的电源开关。

- 2、长按任意一端的配对键，指示灯变为蓝色快速闪烁。
- 3、在 10 秒内按下另一端设备的配对键，当指示灯变为蓝色常亮时表示配对成功。
- 4、如操作超时或配对不成功请重复操作以上步骤。

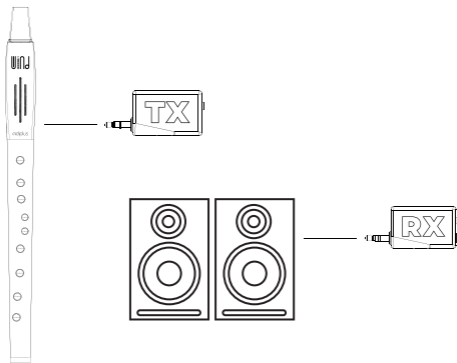
使用方法

- 1、将 TX（发射端）插到电子乐器或设备的 3.5mm 输出接口，
- 2、将 RX（接收端）插到有源音箱或调音台的 3.5mm 输入接口，
- 3、先打开 TX（发射端）和 RX（接收端）的电源开关，然后再打开音箱电源。
- 4、确保 TX（发射端）和 RX（接收端）之间没有异物或墙面遮挡，且直线距离不超出有效使用距离。

注：WAVE TX（发射端）和 RX（接收端）的 3.5mm TRS 是非平衡立体声插头，如果您的设备是平衡接口，需使用 TRS 转 2 TS 转接头，否则可能会出现相位抵消或声音异常。



连接示例



产品规格

型号	WAVE
工作频率	2.4GHz
采样频率 与精度	16bit/48kHz
使用延迟	≤9ms
使用距离	≤10m (实际距离会因使用场景有所差异)
电池使用 时长	7.5h
频率响应	20Hz-20kHz
输入阻抗	1MΩ
音频信噪比	≥75dB
体积 (含3.5mm接头)	55mm(长) × 26mm(宽) × 17mm(高)
重量	TX:13.8g RX:13.2g
附件	WAVE TX×1、WAVE RX×1、用户 手册、一拖二充电线

WAVE

Quick Start Guide

Introduction

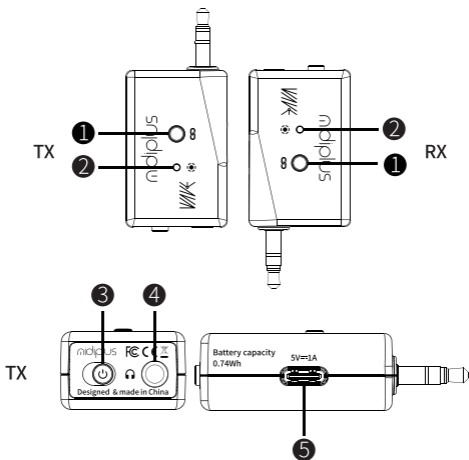
Thank you for choosing *nidiplus* WAVE. This is a compact 2.4 GHz wireless audio system that provides electronic instrument performers with a low-latency wireless stereo transmission solution. The WAVE transmitter has a 3.5mm headphone output for real-time monitoring with. Please read this manual before starting to use it to help you quickly understand the basic functions of WAVE.

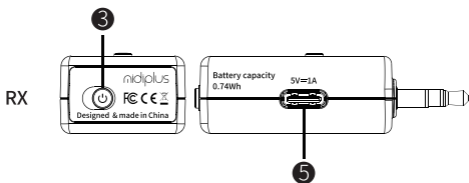
Features

- 2.4 GHz wireless stereo transmission
- 16-bit/48kHz high-quality audio
- Wide frequency response of 20 - 20000Hz
- Low transmission latency as short as 9 milliseconds
- Up to 7.5 hours of usage time

- TX (transmitter) with headphone monitoring interface
- Compact and portable design

Hardware Features





1. Pairing Button
2. Status Indicator LED
3. Power Switch
4. Headphone Jack
5. Charging Port

Indicator Light Status:

1. Blue LED lights on: Paired and Connected
2. Blue LED blinks slowly: Disconnected
3. Blue LED blinks fast: Pairing Mode
4. Red LED lights on: Charging (Note: Device will automatically go into standby mode and cannot be used during charging)
5. Red LED blinks: Low battery
6. LED Off: Powered Off or Fully Charged

Pairing:

The TX (transmitter) and RX (receiver) are already paired at the factory. If there is a need to re-pair, you can follow the steps below for pairing.

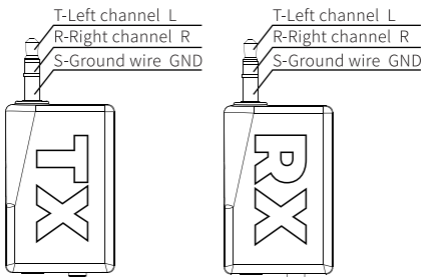
1. Turn on the power switches of both the TX (transmitter) and RX (receiver).
2. Long-press the pairing button on either unit until the Blue LED blinking fast.
3. Press the pairing button on the other device within 10 seconds. The indicator LED will turn blue if pairing successfully.
4. If the operation over times or pairing is unsuccessful, please repeat the above steps.

Usage Instructions:

1. Insert the TX (transmitter) into the 3.5mm output port of your electronic instrument or device.
2. Plug the RX (receiver) into the 3.5mm input port of an active speaker or mixer.

3. Turn on the power switches of both the TX (transmitter) and RX (receiver) first, and then turn on the power of the speaker.
4. Ensure there are no obstructions or walls between the TX (transmitter) and RX (receiver), and make sure the straight-line distance does not exceed the effective operating range.

Note: The 3.5mm TRS plugs on the WAVE TX (transmitter) and RX (receiver) are unbalanced stereo connectors. If your devices use balanced interfaces, you will need to use a TRS to 2 TS adapter, otherwise, there might be phase cancellation or audio abnormalities.



Specifications:

Model	WAVE
Operating Frequency	2.4GHz
Sampling Frequency and Resolution	48kHz/16-bit
Latency	$\leq 9\text{ms}$
Operating Range	$\leq 10\text{m}$ (actual distance may vary depending on the usage scenario)
Battery Life	7.5 hours
Frequency Response	20Hz-20kHz
Input Impedance	1M Ω
Audio Signal-to-Noise Ratio	$\geq 75\text{dB}$
Dimensions (including 3.5mm connector)	55mm (length) \times 26mm (width) \times 17mm (height)
Weight	TX: 13.8g, RX: 13.2g
Accessories	WAVE TX \times 1, WAVE RX \times 1, user manual, Charging cable