

# Quick Start Manual

## STUDIO 4



**MIDIPLUS**

## Product Introduction

Thanks for purchasing **MIDIPLUS** STUDIO 4, it's an audio interface which has 4 in and 4 out, with high quality microphone amp and 24bit/192kHz high resolution sampling, 48V phantom power, support micro USB and computer USB power supply, and the transmission rate of USB2.0 interface (support 3.0) is satisfying. STUDIO 4 also has modern look, powerful functions, zero latency monitor, volume indicator, subtle and solid casing, to perfectly compatible with Mac OS and Windows 7 above systems. This manual can help to know the functions quickly and operations of STUDIO 4, please keep it for checking.

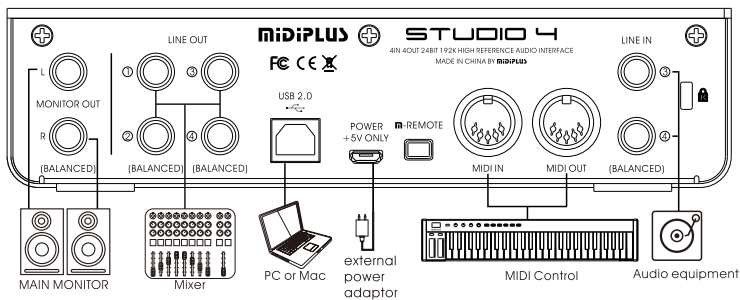
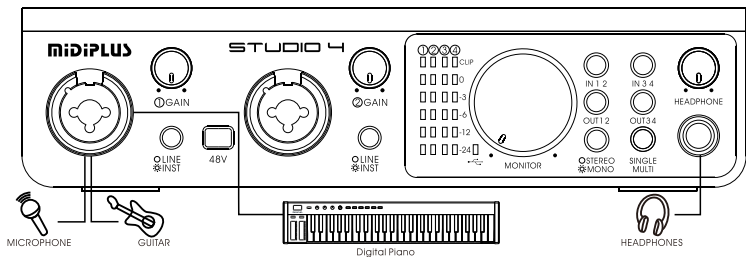
## Product Characteristics

- 24bit/192kHz high resolution audio interface with 4 in and 4 out .
- Two XLR/TRS combo input interfaces, independent gain, with high impedance input can connect with guitar, button with 48V phantom power.
- Zero latency four balanced line out, two balanced line in, monitor balanced output.
- Back light for input gain knob, for a input signal meter.
- Adjust volume of headphone and monitoring speaker separately.
- Four LED meters, display 4 output level in real time .
- High speed USB 2.0 port, micro USB 5V external power supply port.
- Input Mono/ Stereo switch
- Input/output monitor selection switch
- MIDI input and output interface

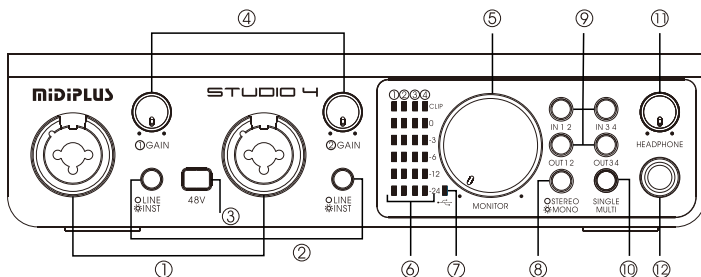
## Accessories

1. USB cable
2. Micro USB cable
3. 6.35mm to 3.5mm jack adaptor
4. Manual
5. Information card

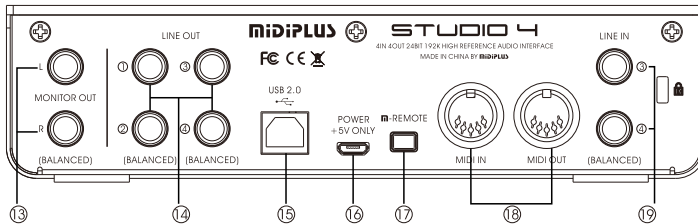
# Connect diagram



## Product Description



1. Input interface (microphone/music instruments/line input) left and right channels; use XLR jack or 6.35mm jack to connect microphone, music instrument(like guitar) or line input.
2. Microphone/music instrument switch: for switching microphone input or music instrument input. (high impedance)
3. 48V phantom power switch: will supply 48V phantom power when turn on.
4. Input gain knob: for adjusting the volume/ gain of microphone , music instrument and line input. (only for ①② channels)
5. Monitoring volume control knob: for controlling monitor volume.
6. Four LED meters : to display 4 output level in real time
7. USB LED indicator: light up when device sucess connect to computer.
8. Stereo/ Mono switch: for switching the input of stereo and mono
9. Monitor channel switch: for monitoring the switch of different channels
10. Multi channels monitor switch button: can monitor several channels at the same time when turn on
11. Headphone volume adjust knob: for adjusting the volume of the headphone
12. Headphone port: 6.35mm stereo headphone output port



- 13. Monitor interface ( left/right): 6.35mm balance output interface, for connecting monitor speakers
- 14. Line output interface: 6.35mm line output interface, for other equipment the sound directly come from DAC.
- 15. USBport: connect to computer, for power supply and data transmission
- 16. Micro USB powerport: supply 5V power input (power supply only)
- 17. Extension device interface: for connecting the reserved interface of extension devices of **MidiPLUS**
- 18. MIDI interface: supply MIDI IN data input, MIDI OUT data output
- 19. Line input ③ ④ interface: 6.35mm line input, for connecting audio input

## Software installation

Windows 7 and above version :

1. Connect STUDIO series audio interface to the computer with USB cable, the system will detect the device automatically.
2. Log on [www.midiplus.com](http://www.midiplus.com) to download STUDIO series driver
3. You can use it normally after installation succeed.

## MAC system

Connect the STUDIO series audio interface to your computer, you can use it normally.

## System Requirements:

Win7 (32/64 bits) above and Mac OS

## Product specifications

Product specifications	
Product name	STUDIO 4
Sampling rate	24 Bit/192KHz
Input interface	Two XLR / TRS combo interface, two 6.35mm balanced input, MIDI input
Output Interface	Four 6.35mm balanced output, headphone output , monitor output, MIDI output
External device interface	An M-REMOTE interface
USB port	A USB2.0 port
Phantom power	48V
Button	Two LINE / INST switch, one 48V phantom power switch, one STEREO / MONO switch
Knob	Two input gain knobs, one headphone volume adjustment knob, one monitor volume adjustment knob
LED indicator	LED meters, USB connection light, 48V phantom power indicator, monitor channel indicator
Power supply	USB 5V power supply
Dimension	191 *120*48(mm)
Weight	690g
Accessories	USB cable Micro USB cable Manual 6.35mm to 3.5mm jack adaptor information card

## 产品介绍

感谢您购买 **MIDIPLUS** STUDIO 4。STUDIO 4是一款4进4出的音频接口，拥有高品质话放与24bit/192kHz高精度采样，带48V幻象供电，支持micro USB及电脑USB供电，且USB2.0（支持3.0）接口的传速率也令人满意。STUDIO 4拥有时尚的外观、强大的功能、零延迟监听、配有音量指示灯、外加精细坚固的外壳，完美兼容Mac OS跟Windows 7以上系统。本说明书可以帮助您快速了解STUDIO 4音频接口的功能和操作方法，请妥善保存，以便查阅。

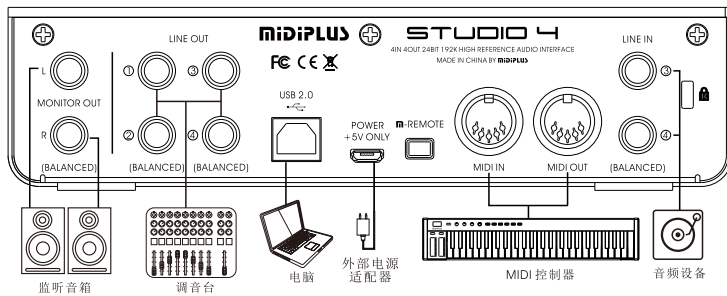
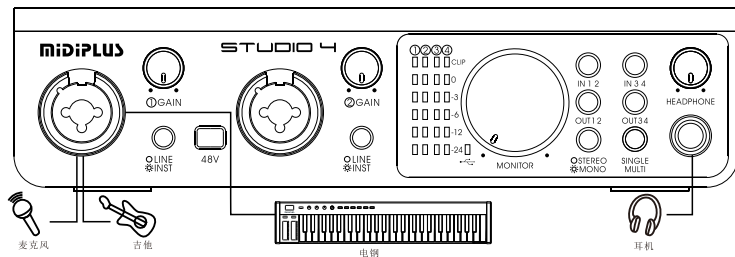
## 产品特性

- 24bit/192kHz高精度的4进4出的音频接口
- 双XLR/TRS混合输入接口，独立调节增益，带高阻模式可接吉他，带48V幻象供电按钮
- 零延时四路平衡Line Out、两路平衡Line In、监听平衡输出
- 输入增益旋钮背光灯，便于查看输入信号增益量
- 单独调节监听耳机和监听音箱音量
- 四组LED电平指示灯，实时显示四路输出电平
- 高速USB 2.0接口，micro USB 5V额外供电接口
- 单声道/立体声切换开关
- 输入/输出监听切换
- MIDI输入和输出接口

## 配件

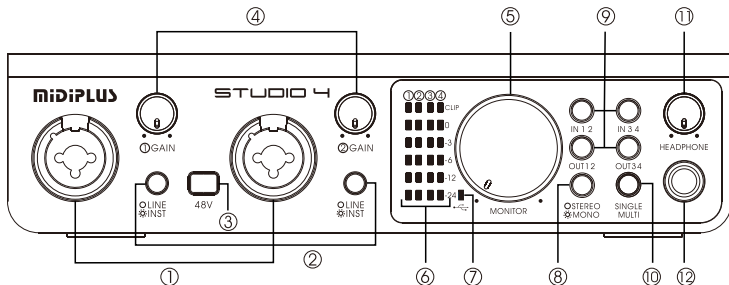
1. USB线
2. Micro USB线
3. 音频转接头
4. 说明书
5. 信息卡

# 连接示意图

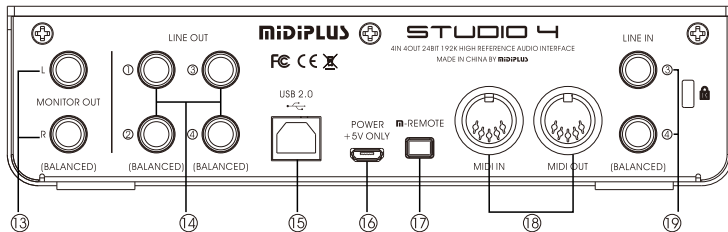




## 产品描述



1. 输入接口(麦克风/乐器/线路输入)左右声道：采用卡侬头或者6.35mm插头连接麦克风、乐器（例如电吉他）或线路输入
2. 麦克风/乐器切换按键：用于切换麦克风输入或者乐器输入（高阻抗）
3. 48V幻象电源开关：打开时，将提供48V幻象电源
4. 输入增益调节旋钮：用于调节麦克风、乐器或线路输入的音量增益信号（只限于①②通道调节）
5. 监听音量控制旋钮：用于控制监听音量
6. 四路LED电平指示灯：实时显示四路输入电平
7. USB指示灯：设备与电脑稳定连接时亮起
8. 立体声开关按键：用于切换立体声或单声道输入
9. 监听通道切换按键：用于监听不同通道的切换
10. 多通道监听开关按键：打开时可同时监听多个通道
11. 耳机音量调节旋钮：用于调节耳机音量大小
12. 耳机接口：6.35mm立体声耳机输出接口



13. 监听设备接口(左/右)：6.35mm平衡输出接口，用于连接监听音箱
14. 线路输出接口：6.35 mm线路输出接口，用于连接其他设备,声音直接从 DAC输出
15. USB接口：连接到电脑，用于供电和数据传输
16. Micro USB电源接口：提供5V电源输入 (仅用于供电)
17. 扩展设备接口：用于连接MIDiPLUS的扩展设备的预留接口
18. MIDI接口：提供MIDI IN数据输入、MIDI OUT数据输出
19. 线路输入 ③④ 接口：6.35mm线路输入，用于连接音频输入

## 软件安装

Windows 7及以上版本：

1. 用USB线将STUDIO 系列音频接口连接到电脑，系统将自动检测设备；
2. 登录[www.midiplus.com](http://www.midiplus.com)下载STUDIO系列驱动；
3. 安装成功后即可正常使用。

MAC系统下：

将 STUDIO 系列音频接口连接到你的电脑，即可正常使用。

系统要求：

Win7 (32/64位) win8 以及 Mac OS

## 产品规格

产品名称	STUDIO 4
位深度/采样率	24Bit/192KHz
输入接口	两路XLR/TRS混合接口，两路6.35mm平衡输入，MIDI输入
输出接口	四路6.35mm平衡输出，耳机输出接口，监听输出，MIDI输出
外接设备接口	一个M-REMOTE接口
USB接口	一个USB2.0接口
幻象电源	48V
按键	两个LINE/INST切换按钮，一个48V幻象开关， 一个STEREO/MONO切换按钮
旋钮	两个输入增益旋钮，一个耳机音量调节旋钮，一个监听音量调节旋钮
指示灯	LED电平显示灯，USB连接提示灯，48V幻象电源指示灯， 监听通道指示灯
电源	USB 5V供电
尺寸	191*120*45 (mm)
重量	690g
附件	USB线，Micro USB线，音频转接头，说明书，信息卡

[www.midiplus.com](http://www.midiplus.com)